

Federal Election Polling Update

Insights on National and Regional Races

Week 4

September 10, 2021



Earnscliffe

PUBLIC AFFAIRS / GOVERNMENT RELATIONS / RESEARCH
COMMUNICATIONS / **STRATEGY** / CRISIS MANAGEMENT

About the Research – Week 4

Research sponsor & address Earncliffe Strategy Group
46 Elgin Street Suite 200, Ottawa, ON K1P5K6

Data collection supplier & address Leger
507 Place d'Armes #700, Montreal, Quebec H2Y 2W8

Population represented Canadians 18+

Sample size: 1,521
Invitations sent: 25,961
Participated: 3,536
Completed: 3,206 (includes 1,685 that were not asked Earncliffe's proprietary questions)
Partial: 139
Terminated/Over-quota: 191

Mode of data collection Online

Sample source Leger's Proprietary Online Opt-in Panel

Type of sample Non-probability

Field dates September 3-5, 2021

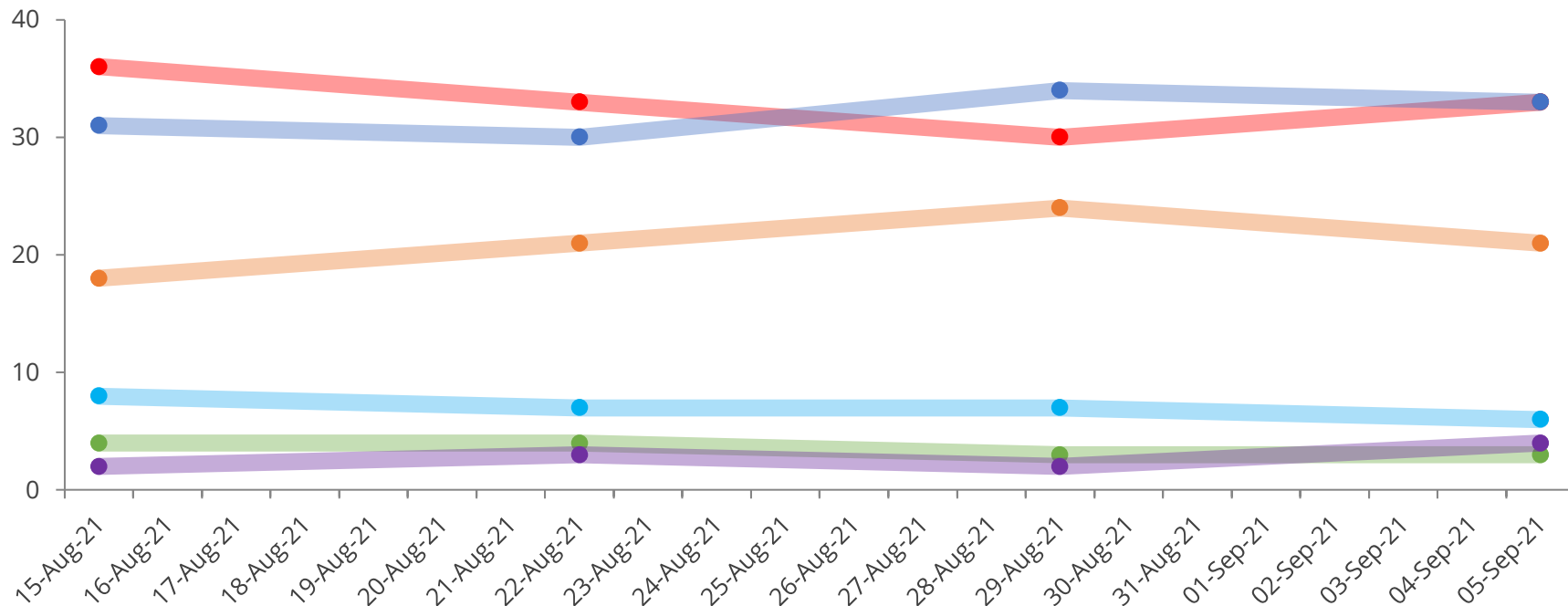
Margin of error Not applicable

Weighting By age, region, gender, education and mother tongue (QC only, FR vs non-FR)
based on 2016 Census data

For more information or to see the full data release and tables, please contact Doug Anderson (danderson@earncliffe.ca) or visit <https://earncliffe.ca/en/news-and-insights/>

Vote Intention – Tracking

For which party's candidate did you vote?/If the federal election was held tomorrow, which party's candidate would you be most likely to vote for? / In that case, which party's candidate would you be leaning towards?**

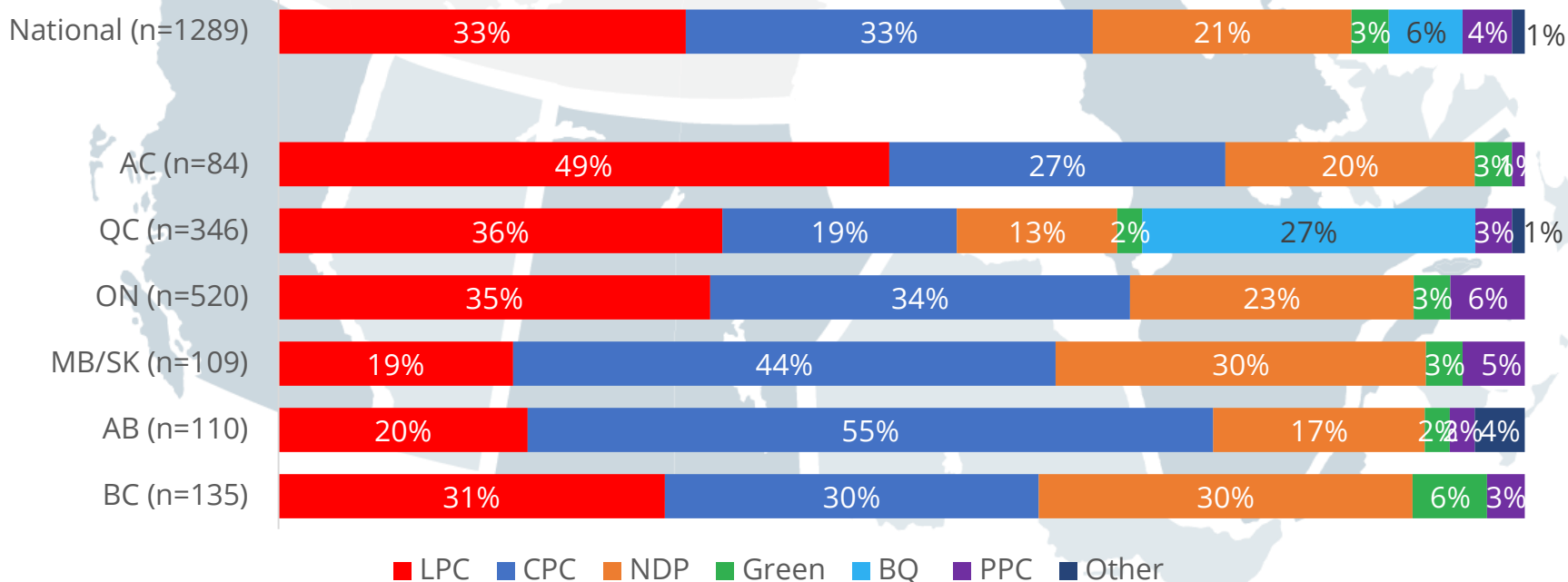


**Sept 3-5 survey only*

***Excludes those who responded that they will not vote, don't know who they will vote for and are not leaning towards one party's candidate, or prefer not to answer the question.*

Vote Intention

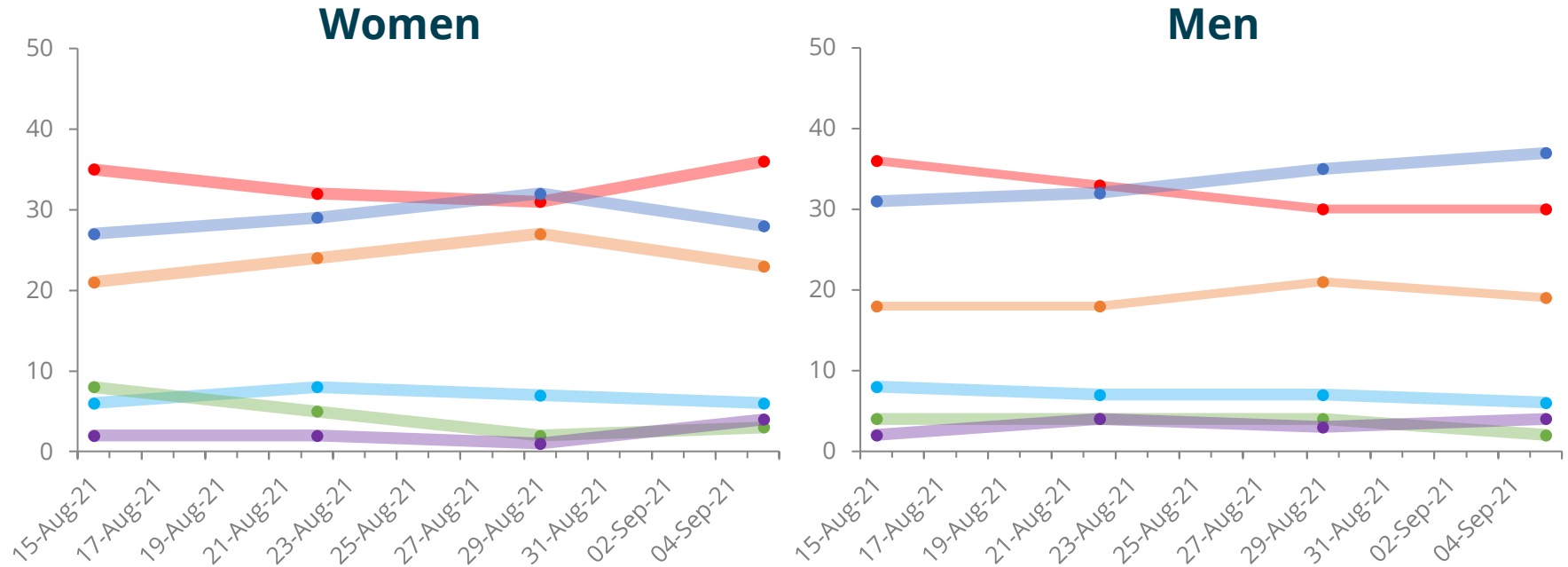
*For which party's candidate did you vote?/If the federal election was held tomorrow, which party's candidate would you be most likely to vote for? / In that case, which party's candidate would you be leaning towards?**



**Excludes those who responded that they will not vote, don't know who they will vote for and are not leaning towards one party's candidate, or prefer not to answer the question.*

Vote Intention x Gender

For which party's candidate did you vote?/If the federal election was held tomorrow, which party's candidate would you be most likely to vote for? / In that case, which party's candidate would you be leaning towards?**

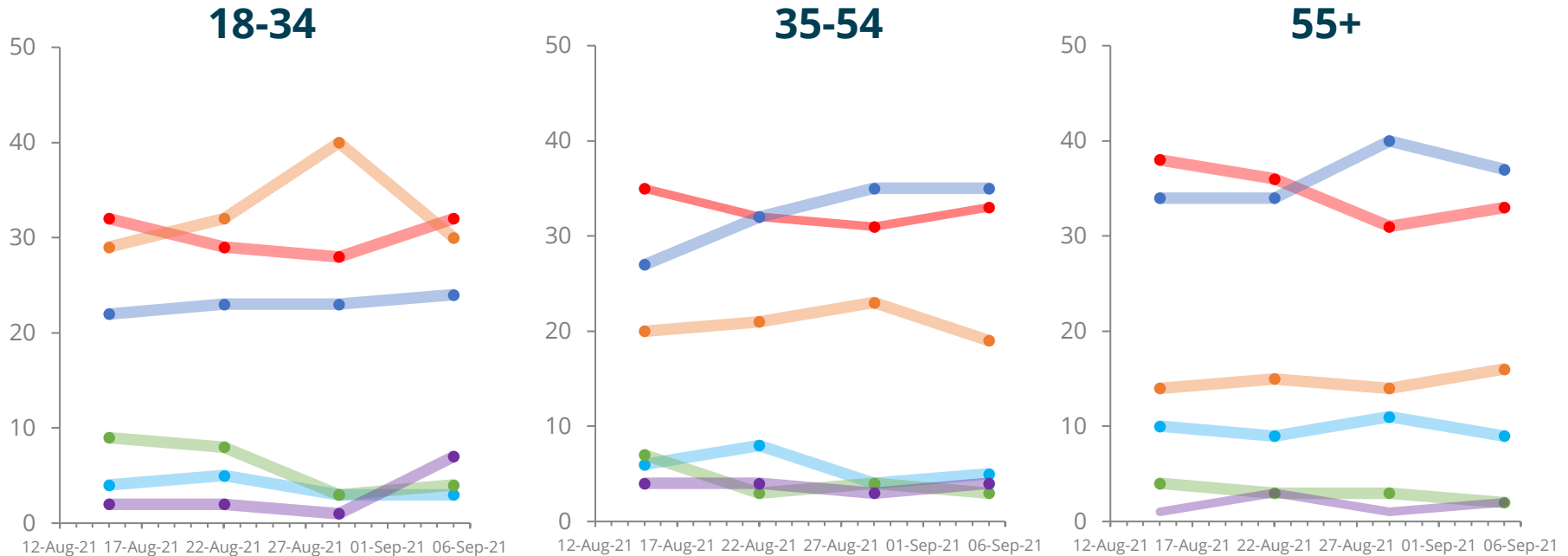


*Sept 3-5 survey only

**Excludes those who responded that they will not vote, don't know who they will vote for and are not leaning towards one party's candidate, or prefer not to answer the question.

Vote Intention x Age

For which party's candidate did you vote?/If the federal election was held tomorrow, which party's candidate would you be most likely to vote for? / In that case, which party's candidate would you be leaning towards?**



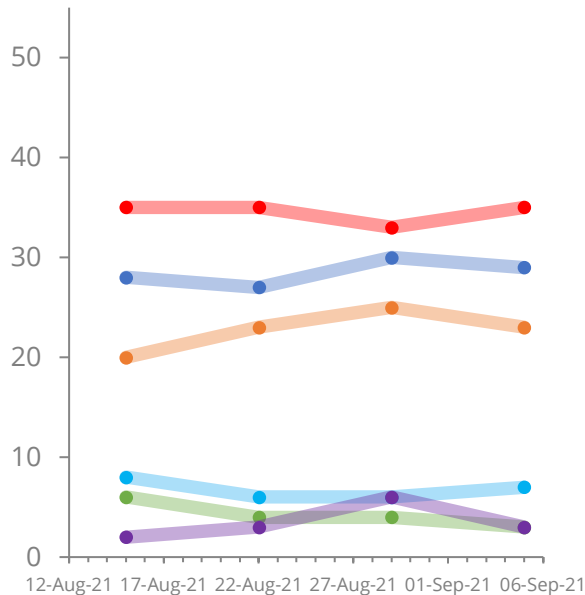
**Sept 3-5 survey only*

***Excludes those who responded that they will not vote, don't know who they will vote for and are not leaning towards one party's candidate, or prefer not to answer the question.*

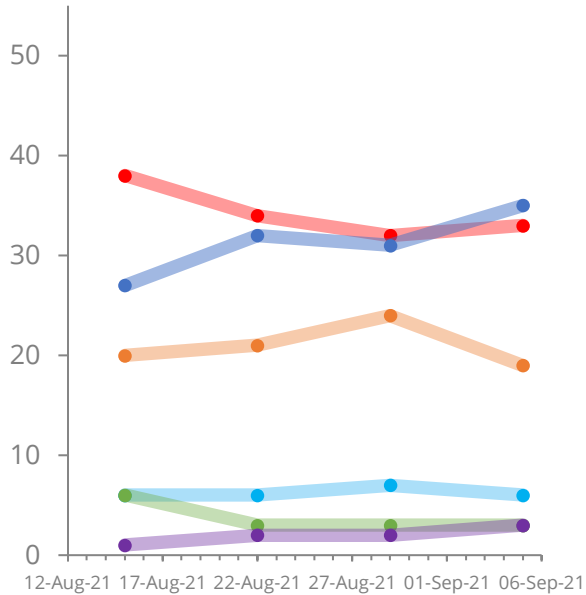
Vote Intention x Area

For which party's candidate did you vote?/If the federal election was held tomorrow, which party's candidate would you be most likely to vote for? / In that case, which party's candidate would you be leaning towards?**

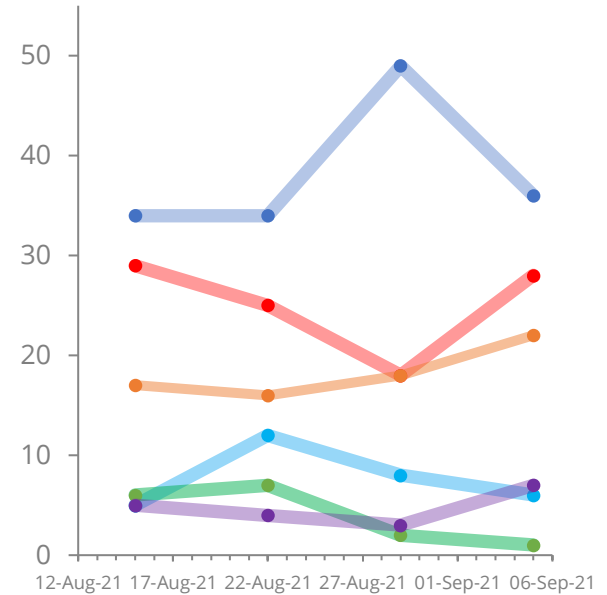
Urban



Suburban



Rural

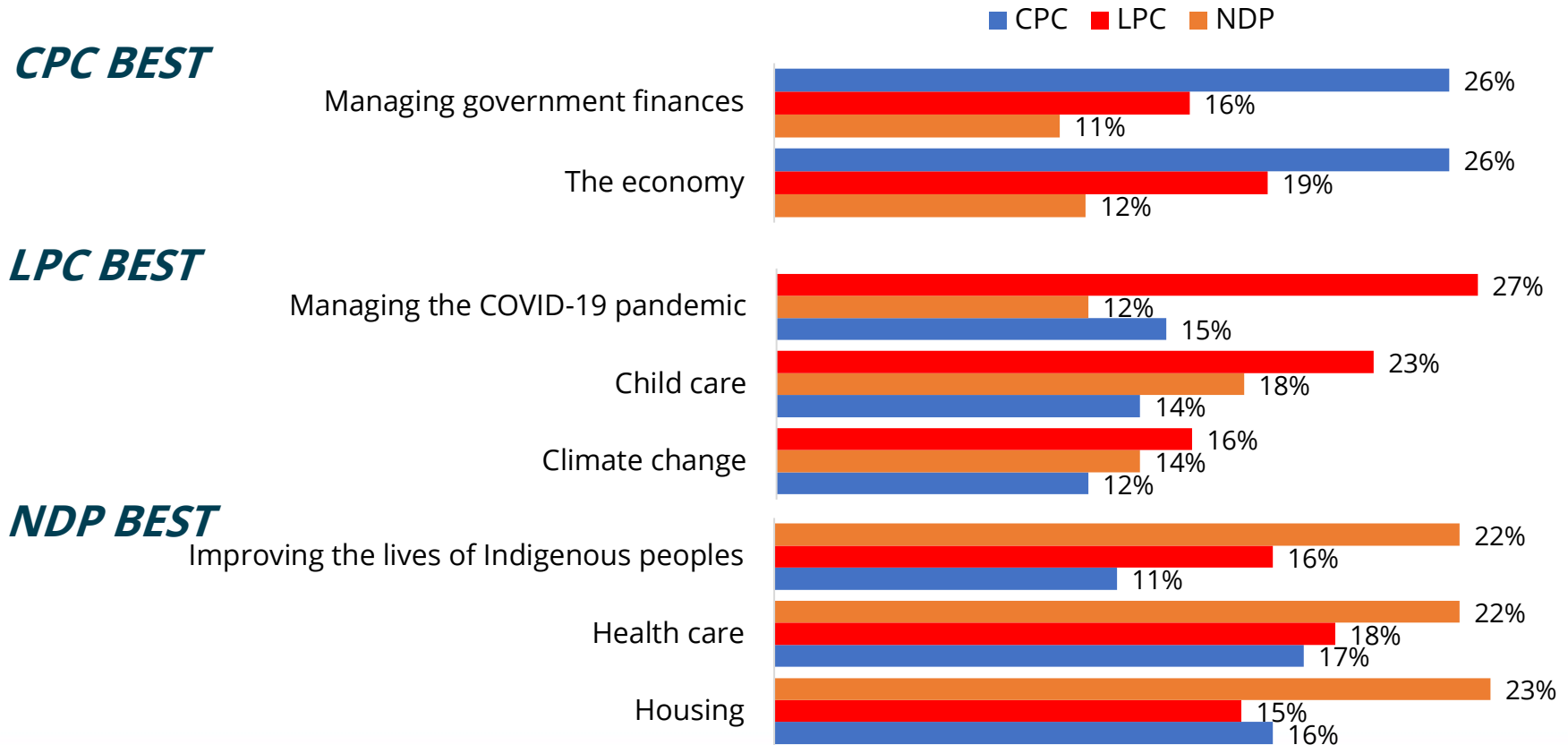


**Sept 3-5 survey only*

***Excludes those who responded that they will not vote, don't know who they will vote for and are not leaning towards one party's candidate, or prefer not to answer the question.*

Party Policies – The Best

And for the same list of issues, please indicate which party you think has the best policies and ideas:




Party Policies – Good Enough

Of the main political parties participating in the federal election, please indicate which ones, if any, you think have good enough policies and ideas in each of the following areas:

CPC LEAD



LPC LEAD

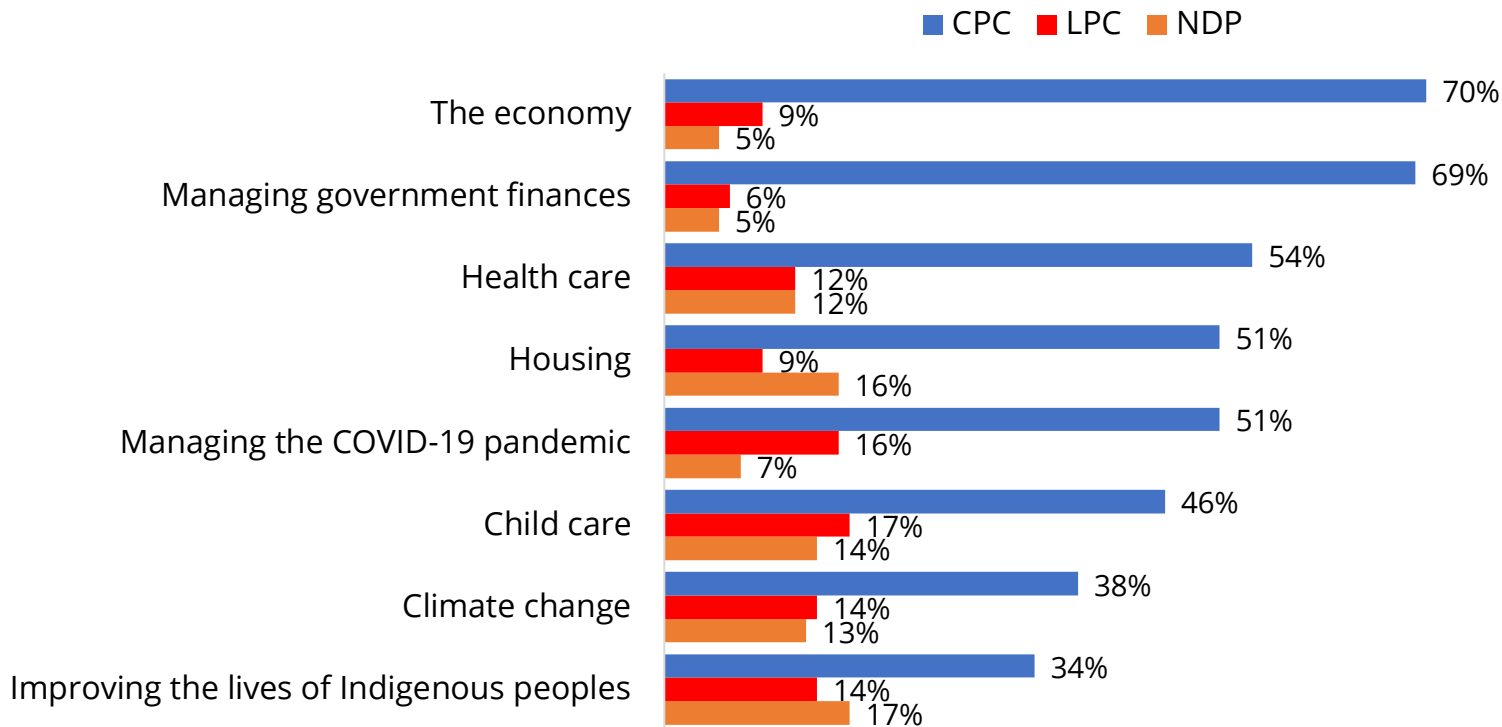


NDP LEAD



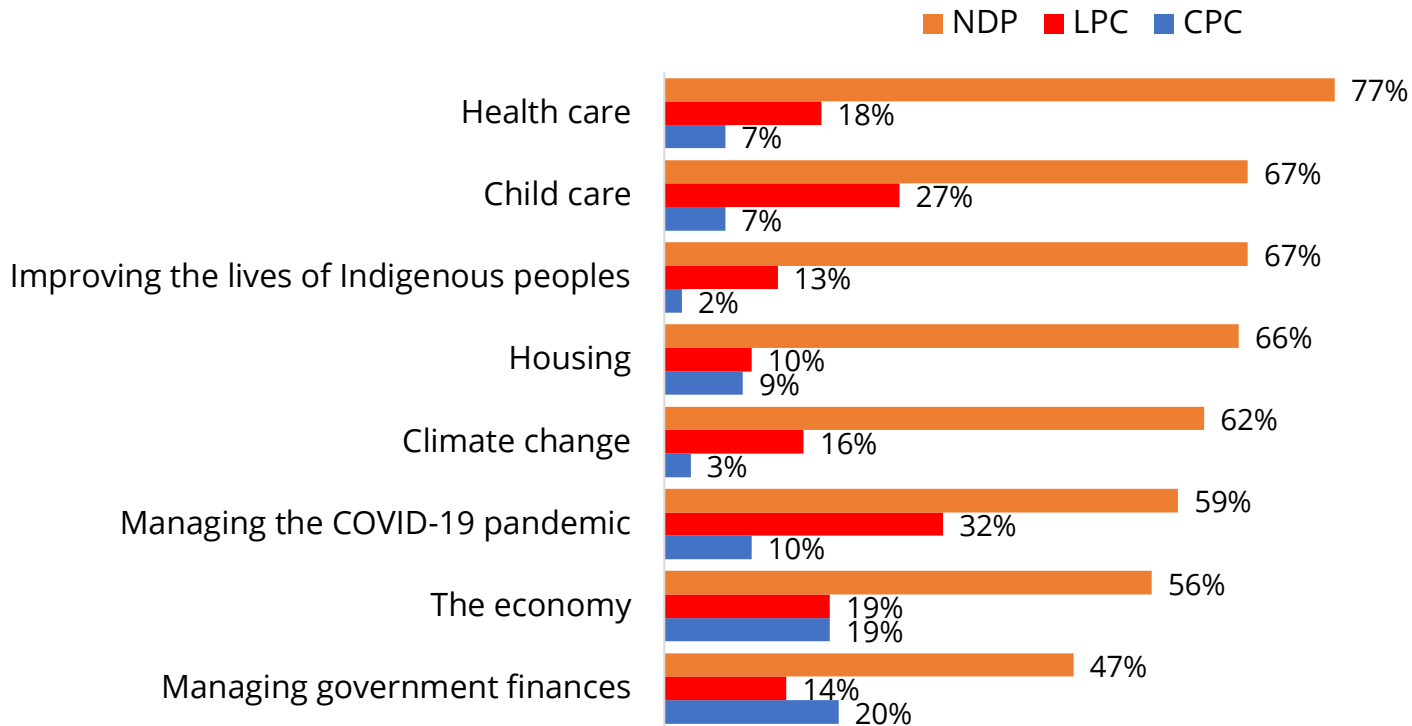
Party Policies – Good Enough, CPC Voters

Of the main political parties participating in the federal election, please indicate which ones, if any, you think have good enough policies and ideas in each of the following areas:



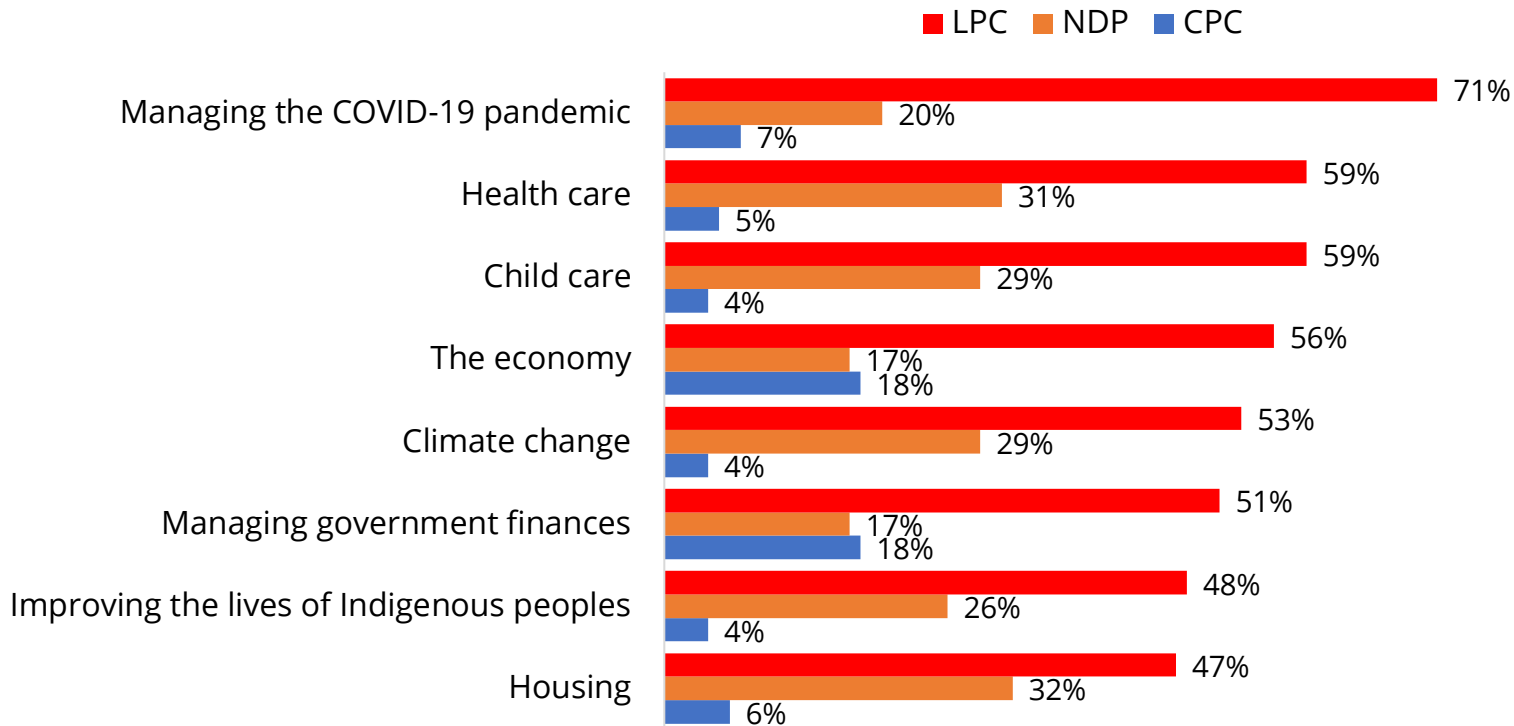
Party Policies – Good Enough, NDP Voters

Of the main political parties participating in the federal election, please indicate which ones, if any, you think have good enough policies and ideas in each of the following areas:



Party Policies – Good Enough, LPC Voters

Of the main political parties participating in the federal election, please indicate which ones, if any, you think have good enough policies and ideas in each of the following areas:



Results of the 43rd Federal Election

National 33% 34% 16% 8% 7% 2%

British Columbia

26%
34%
24%
12%
2%

Alberta

14%
69%
12%
3%
2%

Prairies (MB/SK)

19%
54%
20%
4%
2%

Ontario

42%
33%
17%
6%
2%

Atlantic

41%
29%
16%
12%
1%

Quebec

34%
32%
16%
11%
5%
2%

